



المرحلة: الدراسات العليا
المدة: الاحصاء الحيوي المتقدم
التاريخ: 2018 / /
الوقت : ثلاث ساعات
15. 10. 2018

((أسئلة امتحان الدور الثاني 2017-2018))

Q1 : البيانات التالية تمثل مستوى الكولسترول (mg/100 ml) بالدم لـ 24 مريض تم اعطائهم اربع انواع من الاغذية يعتقد انها تساهم في تخفيض مستوى الكولسترول:

نوع الغذاء			
A	B	C	D
200	240	180	260
260	245	220	260
220	260	245	280
235	235	231	230
240	222	199	245

اختبر تحت مستوى معنوية $\alpha=0.01$ و $\alpha=0.05$ فيما اذا كانت هناك فروق معنوية بين المرضى

(15 درجة)

نتيجة تناولهم تلك الاغذية.

Q2: اجريت تجربة لمعرفة تأثير زيادة نسبة البروتين بـ mg في غذاء معين على الزيادة في وزن القنران 10 قنران قبل وبعد تناول ذلك الغذاء:-

Before: 228.5, 223.7, 227.0, 226.1, 224.3, 227.2, 228.6, 226.7, 225.3, 224.1

After: 229.6, 228.3, 230.1, 228.2, 227.3, 231.1, 229.9, 233.1, 229.1, 231.1

اختبر الفرضية القائلة بانه ليس هناك فرق معنوي بين المجموعتين تحت معنوية $\alpha=0.01$ و $\alpha=0.05$. (15 درجة)

Q3 : الجدول التالي يمثل نسب الاصابة بمرض السرطان في احدى الدول حسب تقرير منظمة الصحة العالمية مصنفة حسب الجنس:

الجنس	نسب الاصابة				المجموع
	10%	30%	50%	80%	
ذكور	230	144	97	14	485
اناث	600	201	121	23	945
المجموع	830	345	218	37	1430

احسب من هذه البيانات الاحتمالات التالية:

1- (ذكور \cap 30%) p

2 - ما هو احتمال كون احد المرضى الذي تم اختياره عشوائيا اما من الاناث ونسبة الاصابة 50% او كلاهما؟

3 - ما هو احتمال كون المريض المختار عشوائيا يمتلك نسبة اصابة 10% (بغض النظر عن نوع الجنس)؟

4- ما هو احتمال كون المريض الذي تم اختياره هو ذكر ويمتلك نسبة اصابة 80%؟ (15 درجة)

المرحلة: الدراسات العليا
المدة: الاحصاء الحيوي المتقدم
التاريخ: 2018 / /
الوقت: ثلاث ساعات
15.10.2018



وزارة التعليم العالي والبحث العلمي
جامعة المثنى
كلية العلوم
قسم علوم الحياة

((أسئلة امتحان الدور الثاني 2018-2017))

Q4 : اختبر احد الباحثين تأثير دوائين A و B (معاملات) على عدد الخلايا للمفاوية في الفئران بمقارنة المعاملات A و B بدواء اخر C (ضابطة). افترض عند تصميم التجربة ان الفئران من بطن الولادة نفسها قد يكون اكثر تجانسا في استجابتهم عن الفئران من بطون (ولادات) مختلفة. رتب التجربة في شكل قطاعات عشوائية بثلاثة افراد من بطن واحد لتشكل كل قطاع. كان هناك اجمالي مكون من 7 قطاعات وبذلك كان هناك 7 تكرارات لكل معاملة. الترتيب التالي يمثل عدد الاخلايا للمفاوية بالالف لكل مليمتر مكعب من الدم:

Treatments (المعاملات)	Block (الولادات)							مجموع المعاملات
	1	2	3	4	5	6	7	
C (ضابطة)	5.4	4.0	7.0	5.8	3.5	7.6	5.5	38.8
A	6.0	4.8	6.9	6.4	5.5	9.0	6.8	45.4
B	5.1	3.9	6.5	5.6	3.9	7.0	5.4	37.4
المجموع القطاعات	16.5	12.7	20.4	17.8	12.9	23.6	17.7	121.6

هل هناك فرق معنوي ممكن ان يلاحظ للدوائين (اختبر تحت مستوى معنوية $\alpha=0.01$ و $\alpha=0.05$)

(15 درجة)

Q5 اراد احد الباحثين المختصين القيام بتجربة ما لمجتمع يمثل 6 قياسات لتراكيز دواء معين. التراكيز هي 10%, 20%, 40%, 60%, 80%, 100%. على افتراض ان الباحث يحاول سحب عينة من ذلك المجتمع. المطلوب:

- 1- كم عينة ممكن للباحث سحبها بحجم $n=2$ ؟
 - 2- كم عينة ممكن للباحث سحبها بحجم $n=3$ ؟
- مثل توزيع العينات الحاصلة في (1) و (2) في جدول.

(10 درجات)

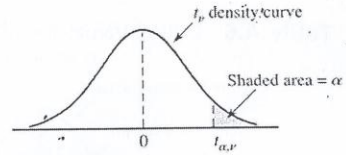
2002

ملاحظة: انظر المرفقات والتي تتضمن جداول الارقام الاحصائية الخاصة بالاختبارات الاحصائية.

رئيس القسم
أ.م.د. ليث عبد الحسن

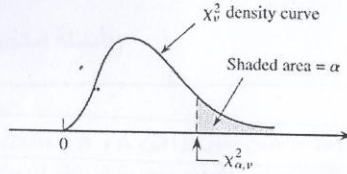


مدرس المادة
أ.م.د. صفاء كريم كاظم

Table A.5 Critical Values for t Distributions

ν	α						
	.10	.05	.025	.01	.005	.001	.0005
1	3.078	6.314	12.706	31.821	63.657	318.31	636.62
2	1.886	2.920	4.303	6.965	9.925	22.326	31.598
3	1.638	2.353	3.182	4.541	5.841	10.213	12.924
4	1.533	2.132	2.776	3.747	4.604	7.173	8.610
5	1.476	2.015	2.571	3.365	4.032	5.893	6.869
6	1.440	1.943	2.447	3.143	3.707	5.208	5.959
7	1.415	1.895	2.365	2.998	3.499	4.785	5.408
8	1.397	1.860	2.306	2.896	3.355	4.501	5.041
9	1.383	1.833	2.262	2.821	3.250	4.297	4.781
10	1.372	1.812	2.228	2.764	3.169	4.144	4.587
11	1.363	1.796	2.201	2.718	3.106	4.025	4.437
12	1.356	1.782	2.179	2.681	3.055	3.930	4.318
13	1.350	1.771	2.160	2.650	3.012	3.852	4.221
14	1.345	1.761	2.145	2.624	2.977	3.787	4.140
15	1.341	1.753	2.131	2.602	2.947	3.733	4.073
16	1.337	1.746	2.120	2.583	2.921	3.686	4.015
17	1.333	1.740	2.110	2.567	2.898	3.646	3.965
18	1.330	1.734	2.101	2.552	2.878	3.610	3.922
19	1.328	1.729	2.093	2.539	2.861	3.579	3.883
20	1.325	1.725	2.086	2.528	2.845	3.552	3.850
21	1.323	1.721	2.080	2.518	2.831	3.527	3.819
22	1.321	1.717	2.074	2.508	2.819	3.505	3.792
23	1.319	1.714	2.069	2.500	2.807	3.485	3.767
24	1.318	1.711	2.064	2.492	2.797	3.467	3.745
25	1.316	1.708	2.060	2.485	2.787	3.450	3.725
26	1.315	1.706	2.056	2.479	2.779	3.435	3.707
27	1.314	1.703	2.052	2.473	2.771	3.421	3.690
28	1.313	1.701	2.048	2.467	2.763	3.408	3.674
29	1.311	1.699	2.045	2.462	2.756	3.396	3.659
30	1.310	1.697	2.042	2.457	2.750	3.385	3.646
32	1.309	1.694	2.037	2.449	2.738	3.365	3.622
34	1.307	1.691	2.032	2.441	2.728	3.348	3.601
36	1.306	1.688	2.028	2.434	2.719	3.333	3.582
38	1.304	1.686	2.024	2.429	2.712	3.319	3.566
40	1.303	1.684	2.021	2.423	2.704	3.307	3.551
50	1.299	1.676	2.009	2.403	2.678	3.262	3.496
60	1.296	1.671	2.000	2.390	2.660	3.232	3.460
120	1.289	1.658	1.980	2.358	2.617	3.160	3.373
∞	1.282	1.645	1.960	2.326	2.576	3.090	3.291

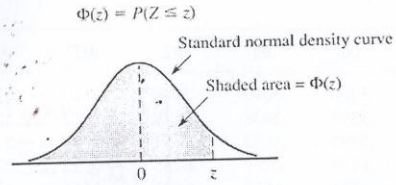
Table A.6 Critical Values for Chi-Squared Distributions



ν	.995	.99	.975	.95	.90	.10	.05	.025	.01	.005
1	0.000	0.000	0.001	0.004	0.016	2.706	3.843	5.025	6.637	7.882
2	0.010	0.020	0.051	0.103	0.211	4.605	5.992	7.378	9.210	10.597
3	0.072	0.115	0.216	0.352	0.584	6.251	7.815	9.348	11.344	12.837
4	0.207	0.297	0.484	0.711	1.064	7.779	9.488	11.143	13.277	14.860
5	0.412	0.554	0.831	1.145	1.610	9.236	11.070	12.832	15.085	16.748
6	0.676	0.872	1.237	1.635	2.204	10.645	12.592	14.440	16.812	18.548
7	0.989	1.239	1.690	2.167	2.833	12.017	14.067	16.012	18.474	20.276
8	1.344	1.646	2.180	2.733	3.490	13.362	15.507	17.534	20.090	21.954
9	1.735	2.088	2.700	3.325	4.168	14.684	16.919	19.022	21.665	23.587
10	2.156	2.558	3.247	3.940	4.865	15.987	18.307	20.483	23.209	25.188
11	2.603	3.053	3.816	4.575	5.578	17.275	19.675	21.920	24.724	26.755
12	3.074	3.571	4.404	5.226	6.304	18.549	21.026	23.337	26.217	28.300
13	3.565	4.107	5.009	5.892	7.041	19.812	22.362	24.735	27.687	29.817
14	4.075	4.660	5.629	6.571	7.790	21.064	23.685	26.119	29.141	31.319
15	4.600	5.229	6.262	7.261	8.547	22.307	24.996	27.488	30.577	32.799
16	5.142	5.812	6.908	7.962	9.312	23.542	26.296	28.845	32.000	34.267
17	5.697	6.407	7.564	8.682	10.085	24.769	27.587	30.190	33.408	35.716
18	6.265	7.015	8.231	9.390	10.865	25.989	28.869	31.526	34.805	37.156
19	6.843	7.632	8.906	10.117	11.651	27.203	30.143	32.852	36.190	38.580
20	7.434	8.260	9.591	10.851	12.443	28.412	31.410	34.170	37.566	39.997
21	8.033	8.897	10.283	11.591	13.240	29.615	32.670	35.478	38.930	41.399
22	8.643	9.542	10.982	12.338	14.042	30.813	33.924	36.781	40.289	42.796
23	9.260	10.195	11.688	13.090	14.848	32.007	35.172	38.075	41.637	44.179
24	9.886	10.856	12.401	13.848	15.659	33.196	36.415	39.364	42.980	45.558
25	10.519	11.523	13.120	14.611	16.473	34.381	37.652	40.646	44.313	46.925
26	11.160	12.198	13.844	15.379	17.292	35.563	38.885	41.923	45.642	48.290
27	11.807	12.878	14.573	16.151	18.114	36.741	40.113	43.194	46.962	49.642
28	12.461	13.565	15.308	16.928	18.939	37.916	41.337	44.461	48.278	50.993
29	13.120	14.256	16.047	17.708	19.768	39.087	42.557	45.772	49.586	52.333
30	13.787	14.954	16.791	18.493	20.599	40.256	43.773	46.979	50.892	53.672
31	14.457	15.655	17.538	19.280	21.433	41.422	44.985	48.231	52.190	55.000
32	15.134	16.362	18.291	20.072	22.271	42.585	46.194	49.480	53.486	56.328
33	15.814	17.073	19.046	20.866	23.110	43.745	47.400	50.724	54.774	57.646
34	16.501	17.789	19.806	21.664	23.952	44.903	48.602	51.966	56.061	58.964
35	17.191	18.508	20.569	22.465	24.796	46.059	49.802	53.203	57.340	60.272
36	17.887	19.233	21.336	23.269	25.643	47.212	50.998	54.437	58.619	61.581
37	18.584	19.960	22.105	24.075	26.492	48.363	52.192	55.667	59.891	62.880
38	19.289	20.691	22.878	24.884	27.343	49.513	53.384	56.896	61.162	64.181
39	19.994	21.425	23.654	25.695	28.196	50.660	54.572	58.119	62.426	65.473
40	20.706	22.164	24.433	26.509	29.050	51.805	55.758	59.342	63.691	66.766

For $\nu > 40$, $\chi^2_{\alpha, \nu} \approx \nu \left(1 - \frac{2}{9\nu} + z_{\alpha} \sqrt{\frac{2}{9\nu}} \right)^3$

Table A.3 Standard Normal Curve Areas



<i>z</i>	.00	.01	.02	.03	.04	.05	.06	.07	.08	.09
-3.4	.0003	.0003	.0003	.0003	.0003	.0003	.0003	.0003	.0003	.0003
-3.3	.0005	.0005	.0005	.0004	.0004	.0004	.0004	.0004	.0004	.0003
-3.2	.0007	.0007	.0006	.0006	.0006	.0006	.0006	.0005	.0005	.0005
-3.1	.0010	.0009	.0009	.0009	.0008	.0008	.0008	.0008	.0007	.0007
-3.0	.0013	.0013	.0013	.0012	.0012	.0011	.0011	.0011	.0010	.0010
-2.9	.0019	.0018	.0017	.0017	.0016	.0016	.0015	.0015	.0014	.0014
-2.8	.0026	.0025	.0024	.0023	.0023	.0022	.0021	.0021	.0020	.0019
-2.7	.0035	.0034	.0033	.0032	.0031	.0030	.0029	.0028	.0027	.0026
-2.6	.0047	.0045	.0044	.0043	.0041	.0040	.0039	.0038	.0037	.0036
-2.5	.0062	.0060	.0059	.0057	.0055	.0054	.0052	.0051	.0049	.0048
-2.4	.0082	.0080	.0078	.0075	.0073	.0071	.0069	.0068	.0066	.0064
-2.3	.0107	.0104	.0102	.0099	.0096	.0094	.0091	.0089	.0087	.0084
-2.2	.0139	.0136	.0132	.0129	.0125	.0122	.0119	.0116	.0113	.0110
-2.1	.0179	.0174	.0170	.0166	.0162	.0158	.0154	.0150	.0146	.0143
-2.0	.0228	.0222	.0217	.0212	.0207	.0202	.0197	.0192	.0188	.0183
-1.9	.0287	.0281	.0274	.0268	.0262	.0256	.0250	.0244	.0239	.0233
-1.8	.0359	.0352	.0344	.0336	.0329	.0322	.0314	.0307	.0301	.0294
-1.7	.0446	.0436	.0427	.0418	.0409	.0401	.0392	.0384	.0375	.0367
-1.6	.0548	.0537	.0526	.0516	.0505	.0495	.0485	.0475	.0465	.0455
-1.5	.0668	.0655	.0643	.0630	.0618	.0606	.0594	.0582	.0571	.0559
-1.4	.0808	.0793	.0778	.0764	.0749	.0735	.0722	.0708	.0694	.0681
-1.3	.0968	.0951	.0934	.0918	.0901	.0885	.0869	.0853	.0838	.0823
-1.2	.1151	.1131	.1112	.1093	.1075	.1056	.1038	.1020	.1003	.0985
-1.1	.1357	.1335	.1314	.1292	.1271	.1251	.1230	.1210	.1190	.1170
-1.0	.1587	.1562	.1539	.1515	.1492	.1469	.1446	.1423	.1401	.1379
-0.9	.1841	.1814	.1788	.1762	.1736	.1711	.1685	.1660	.1635	.1611
-0.8	.2119	.2090	.2061	.2033	.2005	.1977	.1949	.1922	.1894	.1867
-0.7	.2420	.2389	.2358	.2327	.2296	.2266	.2236	.2206	.2177	.2148
-0.6	.2743	.2709	.2676	.2643	.2611	.2578	.2546	.2514	.2483	.2451
-0.5	.3085	.3050	.3015	.2981	.2946	.2912	.2877	.2843	.2810	.2776
-0.4	.3446	.3409	.3372	.3336	.3300	.3264	.3228	.3192	.3156	.3121
-0.3	.3821	.3783	.3745	.3707	.3669	.3632	.3594	.3557	.3520	.3482
-0.2	.4207	.4168	.4129	.4090	.4052	.4013	.3974	.3936	.3897	.3859
-0.1	.4602	.4562	.4522	.4483	.4443	.4404	.4364	.4325	.4286	.4247
-0.0	.5000	.4960	.4920	.4880	.4840	.4801	.4761	.4721	.4681	.4641

(continued)

تابع التوزيع (١-٢)

$$G(t) = P_r (t \leq f_{n_1, n_2} (0.01)) = 0.99 \quad \alpha = 0.01$$

$U_{1-\alpha}$	1	2	3	4	5	6	7	8	9	10	12	15	20	24	30	40	60	120
1	4052	5000	5403	5625	5764	5859	5928	5982	6023	6056	6106	6157	6209	6235	6261	6287	6313	6339
2	98.5	99.0	99.2	99.2	99.3	99.3	99.4	99.4	99.4	99.4	99.4	99.4	99.4	99.5	99.5	99.5	99.5	99.5
3	34.1	30.8	29.5	28.7	28.2	27.9	27.7	27.5	27.3	27.2	27.1	26.9	26.7	26.6	26.5	26.4	26.3	26.2
4	21.2	18.0	16.7	16.0	15.5	15.2	15.0	14.8	14.7	14.5	14.4	14.2	14.0	13.9	13.8	13.7	13.7	13.6
5	16.3	13.3	12.1	11.4	11.0	10.7	10.5	10.3	10.2	10.1	9.89	9.72	9.55	9.47	9.38	9.29	9.20	9.11
6	13.7	10.9	9.78	9.15	8.75	8.47	8.26	8.10	7.98	7.87	7.72	7.56	7.40	7.31	7.23	7.14	7.06	6.97
7	12.2	9.55	8.45	7.85	7.46	7.19	6.99	6.84	6.72	6.62	6.47	6.31	6.16	6.07	5.99	5.91	5.82	5.74
8	11.3	8.65	7.59	7.01	6.63	6.37	6.18	6.03	5.91	5.81	5.67	5.52	5.36	5.28	5.20	5.12	5.03	4.95
9	10.6	8.02	6.99	6.42	6.06	5.80	5.61	5.47	5.35	5.26	5.11	4.96	4.81	4.73	4.65	4.57	4.48	4.40
10	10.0	7.56	6.55	5.99	5.64	5.39	5.20	5.06	4.94	4.85	4.71	4.56	4.41	4.33	4.25	4.17	4.08	4.00
11	9.65	7.21	6.22	5.67	5.32	5.07	4.89	4.74	4.63	4.54	4.40	4.25	4.10	4.02	3.94	3.86	3.78	3.69
12	9.33	6.93	5.95	5.41	5.06	4.82	4.64	4.50	4.39	4.30	4.16	4.01	3.86	3.78	3.70	3.62	3.54	3.45
13	9.07	6.70	5.74	5.21	4.86	4.62	4.44	4.30	4.19	4.10	3.96	3.82	3.66	3.59	3.51	3.43	3.34	3.25
14	8.86	6.51	5.56	5.04	4.70	4.46	4.28	4.14	4.03	3.94	3.80	3.66	3.51	3.43	3.35	3.27	3.18	3.09
15	8.68	6.36	5.42	4.89	4.56	4.32	4.14	4.00	3.89	3.80	3.67	3.52	3.37	3.29	3.21	3.13	3.05	2.96
16	8.53	6.23	5.29	4.77	4.44	4.20	4.03	3.89	3.78	3.69	3.55	3.41	3.26	3.18	3.10	3.02	2.93	2.84
17	8.40	6.11	5.19	4.67	4.34	4.10	3.93	3.79	3.68	3.59	3.46	3.31	3.16	3.08	3.00	2.92	2.83	2.75
18	8.29	6.01	5.09	4.58	4.25	4.01	3.84	3.71	3.60	3.51	3.37	3.23	3.08	3.00	2.92	2.84	2.75	2.66
19	8.19	5.93	5.01	4.50	4.17	3.94	3.77	3.63	3.52	3.43	3.30	3.15	3.00	2.92	2.84	2.76	2.67	2.58
20	8.10	5.85	4.94	4.43	4.10	3.87	3.70	3.56	3.46	3.37	3.23	3.09	2.94	2.86	2.78	2.69	2.61	2.52
21	8.02	5.78	4.87	4.37	4.04	3.81	3.64	3.51	3.40	3.31	3.17	3.03	2.88	2.80	2.72	2.64	2.55	2.46
22	7.95	5.72	4.82	4.31	3.99	3.76	3.59	3.45	3.35	3.26	3.12	2.98	2.83	2.75	2.67	2.58	2.50	2.40
23	7.88	5.66	4.76	4.26	3.94	3.71	3.54	3.41	3.30	3.21	3.07	2.93	2.78	2.70	2.62	2.54	2.45	2.35
24	7.82	5.61	4.72	4.22	3.90	3.67	3.50	3.36	3.26	3.17	3.03	2.89	2.74	2.66	2.58	2.49	2.40	2.31
25	7.77	5.57	4.68	4.18	3.86	3.63	3.46	3.32	3.22	3.13	2.99	2.85	2.70	2.62	2.53	2.45	2.36	2.27
30	7.56	5.39	4.51	4.02	3.70	3.47	3.30	3.17	3.07	2.98	2.84	2.70	2.55	2.47	2.39	2.30	2.21	2.11
40	7.31	5.18	4.31	3.83	3.51	3.29	3.12	2.99	2.89	2.80	2.66	2.52	2.37	2.29	2.20	2.11	2.02	1.92
60	7.08	4.98	4.13	3.65	3.34	3.12	2.95	2.82	2.72	2.63	2.50	2.35	2.20	2.12	2.03	1.94	1.84	1.73
120	6.85	4.79	3.95	3.48	3.17	2.96	2.79	2.66	2.56	2.47	2.34	2.19	2.03	1.95	1.86	1.76	1.66	1.53
∞	6.63	4.61	3.78	3.32	3.02	2.80	2.64	2.51	2.41	2.32	2.18	2.04	1.88	1.79	1.70	1.59	1.47	1.32

الجدول (ب - ٨) توزيع F

$$G(F) = P_r (f \leq f_{n_1, n_2} (0.05)) = 0.95$$

$$\alpha = 0.05$$

$$f \sim F(n_1, n_2); 0 < f < \infty$$

$n_2 \backslash n_1$	1	2	3	4	5	6	7	8	9	10	12	15	20	24	30	40	60	120	∞
1	161.4	189.5	215.7	224.6	230.2	234.0	236.8	238.9	240.5	241.9	243.9	245.9	248.0	249.1	250.1	251.1	252.2	253.3	254.3
2	18.51	19.00	19.16	19.25	19.30	19.33	19.35	19.37	19.38	19.40	19.41	19.43	19.45	19.45	19.46	19.47	19.48	19.49	19.50
3	10.13	9.65	9.28	9.12	9.01	8.94	8.89	8.85	8.81	8.79	8.74	8.70	8.66	8.64	8.62	8.60	8.57	8.55	8.53
4	7.71	0.94	6.59	6.39	6.26	6.16	6.09	6.04	6.00	5.96	5.91	5.86	5.80	5.77	5.75	5.72	5.69	5.66	5.63
5	6.61	5.79	5.41	5.19	5.05	4.95	4.88	4.82	4.77	4.74	4.68	4.62	4.56	4.53	4.50	4.46	4.43	4.40	4.38
6	5.99	5.14	4.76	4.53	4.38	4.28	4.21	4.16	4.10	4.06	4.00	3.94	3.87	3.84	3.81	3.77	3.74	3.70	3.67
7	5.59	4.74	4.35	4.12	3.97	3.87	3.79	3.73	3.68	3.64	3.57	3.51	3.44	3.41	3.38	3.34	3.30	3.27	3.23
8	5.32	4.46	4.07	3.84	3.69	3.58	3.50	3.44	3.39	3.35	3.28	3.22	3.15	3.12	3.08	3.04	3.01	2.97	2.93
9	5.12	4.28	3.88	3.63	3.48	3.37	3.29	3.23	3.18	3.14	3.07	3.01	2.94	2.90	2.86	2.83	2.79	2.75	2.71
10	4.96	4.10	3.71	3.48	3.33	3.22	3.14	3.07	3.02	2.98	2.91	2.85	2.77	2.74	2.70	2.66	2.62	2.58	2.54
11	4.84	3.98	3.59	3.36	3.20	3.09	3.01	2.95	2.90	2.85	2.79	2.72	2.65	2.61	2.57	2.53	2.49	2.45	2.40
12	4.75	3.89	3.50	3.26	3.11	3.00	2.91	2.85	2.80	2.75	2.69	2.62	2.54	2.51	2.47	2.43	2.38	2.34	2.30
13	4.67	3.81	3.41	3.18	3.03	2.92	2.83	2.77	2.71	2.67	2.60	2.53	2.46	2.42	2.38	2.34	2.30	2.25	2.21
14	4.60	3.74	3.34	3.11	2.96	2.85	2.76	2.70	2.65	2.60	2.53	2.46	2.39	2.35	2.31	2.27	2.22	2.18	2.13
15	4.54	3.68	3.29	3.06	2.90	2.79	2.71	2.64	2.59	2.54	2.48	2.40	2.33	2.29	2.25	2.20	2.16	2.11	2.07
16	4.49	3.63	3.24	3.01	2.85	2.74	2.66	2.59	2.54	2.49	2.42	2.35	2.28	2.24	2.19	2.15	2.10	2.05	2.01
17	4.45	3.59	3.20	2.98	2.81	2.70	2.61	2.55	2.49	2.45	2.38	2.31	2.23	2.19	2.15	2.10	2.05	2.00	1.96
18	4.41	3.55	3.16	2.93	2.77	2.66	2.58	2.51	2.46	2.41	2.34	2.27	2.19	2.15	2.11	2.06	2.02	1.97	1.92
19	4.38	3.52	3.13	2.90	2.74	2.63	2.54	2.48	2.42	2.38	2.31	2.23	2.16	2.11	2.07	2.03	1.98	1.93	1.88
20	4.35	3.49	3.10	2.87	2.71	2.60	2.51	2.45	2.39	2.35	2.28	2.20	2.12	2.08	2.04	1.99	1.95	1.90	1.84
21	4.32	3.47	3.07	2.84	2.68	2.57	2.49	2.42	2.37	2.32	2.25	2.17	2.10	2.05	2.01	1.96	1.92	1.87	1.81
22	4.30	3.44	3.05	2.82	2.66	2.55	2.46	2.40	2.34	2.30	2.23	2.15	2.07	2.03	1.98	1.94	1.89	1.84	1.78
23	4.28	3.42	3.03	2.80	2.64	2.53	2.44	2.37	2.32	2.27	2.20	2.13	2.05	2.01	1.96	1.91	1.86	1.81	1.76
24	4.26	3.40	3.01	2.78	2.62	2.51	2.42	2.36	2.30	2.25	2.18	2.11	2.03	1.98	1.94	1.89	1.84	1.79	1.73
25	4.24	3.39	2.99	2.76	2.60	2.49	2.40	2.34	2.28	2.24	2.16	2.09	2.01	1.96	1.92	1.87	1.82	1.77	1.71
26	4.23	3.37	2.98	2.74	2.59	2.47	2.39	2.32	2.27	2.22	2.15	2.07	1.99	1.94	1.90	1.85	1.80	1.75	1.69
27	4.21	3.35	2.96	2.73	2.57	2.46	2.37	2.31	2.25	2.20	2.13	2.06	1.97	1.92	1.88	1.83	1.78	1.73	1.67
28	4.20	3.34	2.95	2.72	2.56	2.45	2.36	2.29	2.24	2.19	2.12	2.04	1.96	1.91	1.87	1.82	1.77	1.71	1.65
29	4.18	3.33	2.93	2.70	2.55	2.43	2.35	2.28	2.22	2.18	2.10	2.03	1.94	1.90	1.85	1.81	1.75	1.70	1.64
30	4.17	3.32	2.92	2.69	2.53	2.42	2.33	2.27	2.21	2.16	2.09	2.01	1.93	1.88	1.84	1.79	1.74	1.68	1.62
40	4.08	3.23	2.84	2.61	2.45	2.34	2.25	2.18	2.12	2.08	2.00	1.92	1.84	1.79	1.74	1.69	1.64	1.58	1.51
50	4.00	3.15	2.76	2.53	2.37	2.26	2.17	2.10	2.04	1.99	1.91	1.83	1.75	1.70	1.65	1.60	1.53	1.47	1.39
60	3.92	3.07	2.68	2.45	2.29	2.17	2.08	2.02	1.96	1.91	1.83	1.75	1.67	1.62	1.57	1.50	1.43	1.35	1.28
120	3.84	3.00	2.60	2.37	2.21	2.10	2.01	1.94	1.88	1.83	1.75	1.67	1.59	1.52	1.46	1.39	1.32	1.23	1.00



((Assessment of the final exam for the 2st semester))
Academic year 2017-2018

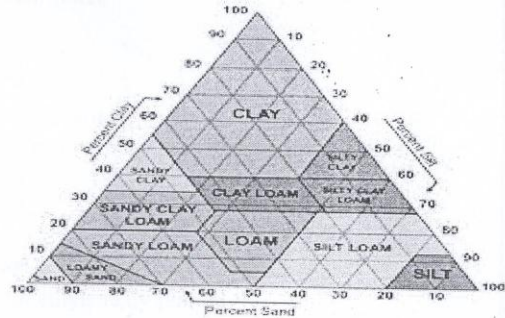
45

Q1// Vegetation supports critical functions in the biosphere , discuss that ?

Q2// Use the soil triangle to determine the type of the soil by the following weight :

- a. 50 g from sand.
- b. 25 g from clay.
- c. 25 g from silt.

(10.Marks)



Q3// Explain the effect of soil on the plant ?

(10.Marks)

Q4// The ancestors plants do not have seeds

(10.Marks)

Q5// What mean color of soil.

(10.Marks)

Q6// Rearrangement the food chain (blue whale, phytoplankton , salmon, big fish), then find the value of total energy in producer , if you know was 9.9 in the top of food chain.


(10.Marks)

7// What the recommendations , which help structural breakdown ?

(10.Marks)

Lecturer
Assist. Prof. Dr. Faiq Alradi

Good luck



Head of Department
Assist. Prof. Dr. Laith Al obiadv

Ministry of Higher Education
& Scientific Research
Al-Muthanna University
College of Science
Dept. of Biology



Subject: Advanced Cell Biology
Stage: Postgraduate Studies (M.Sc.)
Date: / / 2018
Time: 3 hours

((Assessment of the final exam for the 1st semester))
Academic year 2017-2018

45

Q1: Answer Two Branches

(14 marks)

- A- Explain the similarities between the signaling pathways that trigger immune responses in plants and animals.
- B- Explain the targeting of nuclear proteins.
- C- Describe the amphipathic lipid aggregates that form in water.

Q2: Answer All Branches

(14 marks)

- A- What are the differences between integral and peripheral protein?
- B- Describe the amplification of hormonal signal (amplification in the insulin receptor system).

Q3: Answer All Branches:

(14 marks)

- A- What is the role of voltage-gated and ligand-gated ion channels in neural transmission?
- B- Illustrate the transduction mechanism for detection of ethylene by plants.

Q4: Answer Two Branches:

(14 marks)

- A- Describe the conversion of a regulatory gene to a viral oncogene.
- B- Discuss the cholesterol regulates fluidity and integrity of plasma membrane
- C- Describe example of receptor mediated endocytosis.

Q5: Answer one Branch

(14 marks)

- A- What is the role the nicotinamide nucleotide-linked dehydrogenases in electrons transfer?
- B- Describe the light-induced hyperpolarization of rod cells

Best of luck



Lecturer

Assist. Prof. Dr. Nihad A.M. Al-Rashedi

Head of Department

Assist. Prof. Dr. Leith A.H.M. Al-Muthanna

Ministry of Higher Education
& Scientific Research
Al-Muthanna University
College of Science
Dept. of biology



Subject; Adva. Histology
Stage: Msc
Date: 17 /10 /2018
Time: 3 hours

((Assessment of the final exam for the 2st semester))

17. 10. 2018

Academic year 2016-2017

45

Note: ((Seven marks for each branch)).

Q1-

A/ What are the important histological modifications in the wall of elementary canal and respiratory pathway?

B-Enumerate the types of cells that composed of the gastric and intestinal glands, then gives the main function for each cell?

Q2-

A/ How can you differentiation between the main parts of nephron, and gives the main role for each part of nephron in reabsorption?

B/ How can you differentiation between the medium artery and vein?

Q3-

A/ what are the histological structures of the following:

1-stomach. 2- Heart. 3- oral cavity.

B/ Comparative between the endochondral and intramembranous ossification

Q4-

A/ Compared histologically between the different types of cartilage?


B/ Showed the histological differences between the thick and thin skin?

Q5-


A/ How can you differentiation between the different types of arterial system?

B/ Gives the main signs of the different types of muscles?

((GOOD LUCK))


Lecturer
Assist. Prof. Dr. Bassim A. J.




Head of Department
Assist. Prof. Dr. Laith

Ministry of Higher Education
& Scientific Research
Muthanna University
College of Science
Biology Department



Subject: Adv Molecular Biology
Stage: Msc

Time : 3h
Date:

18. 10. 2018

Assessment for the final exam for second round 2017-2018

45

Q1: A- Outline the central dogma of molecular biology and explain which step is more critical and why?


B- Describe the chemical nature of polynucleotides. (20M)

Q2: What are the various function of proteins inside the living body? (15 M)


Q3: A- Describe the molecular mechanism of initiation step of transcription in bacteria.

B- Explain the structure of RNA polymerase. (20 M)

Q4: There are two critical events must occur to produce proteins. What they are? (15 M)


Lecturer
Assist. Prof. Dr. Laith AbdulHassan




Head of department
Assist. Prof. Dr. Laith AbdulHassan

Ministry of Higher Education
& Scientific Research
Muthanna University
College of Science
Biology Department



Subject: Adv Molecular Biology
Stage: Msc

Time : 3h
Date:

18. 10. 2018

Assessment for the final exam for second round 2017-2018

45

Q1: A- Outline the central dogma of molecular biology and explain which step is more critical and why?

B- Describe the chemical nature of polynucleotides. (20M)

Q2: What are the various function of proteins inside the living body? (15 M)

Q3: A- Describe the molecular mechanism of initiation step of transcription in bacteria.

B- Explain the structure of RNA polymerase. (20 M)

Q4: There are two critical events must occur to produce proteins. What they are? (15 M)

Lecturer

Assist. Prof. Dr. Laith AbdulHassan



Head of department

Assist. Prof. Dr. Laith AbdulHassan